



# LINDY

## 120V PENDANTS

### SPECIFICATIONS:

#### DESCRIPTION

Cord-hung pendant with Spun metal shade.

#### LAMPING

**Standard:** 60W A19 Medium-based 120V incandescent, lamp not included.

Dimmable with standard incandescent dimmer (not included).

**CFL:** 18W 4-Pin CFL with non-dimming electronic ballast, 120V, lamp not included.

**GU24 CFL:** Self-ballasted GU24 lampholders, 18W max, 120V, lamp not included.

**LED:** 9W Replaceable source, 120V, dimmable, 80+ CRI, 3000°K CCT, 800 lumens, 30,000 hours. Lamp included.

#### SHADE

Shade shall be of spun metal exterior with various powder coat colors on the interior. 4" Dia. x 10" H

#### SUSPENSION

**Cord-hung:** 10' SVT-type cord, complete with 5" decorative sleeve at the socketholder. Jacket coordinates with metal finish. Plated stamped steel construction. Bronze or Satin Nickel. See next page for multilight options.

#### MOUNTING

Installs directly to a 4" octagonal ceiling box. Suitable for sloped ceilings.

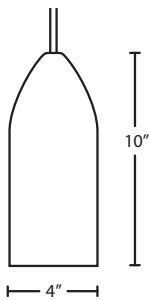
#### LABELS

UL or ETL Listed. Suitable for Damp Locations (interior use only).

Consult factory concerning lower wattage labeling for energy requirements.




LINDY SHOWN IN CINNAMON (LINDCN) WITH BRONZE FINISH AND AQUA (LINDAQ)



LINDYCY  
CYAN

LINDGD  
GOLD

LINDWH  
WHITE



#### Project Information:

For ordering information, see next page

All dimensions provided are nominal.  
Allowance must be made for dimensional tolerance in handcrafted glasses.



ORDERING:

CONNECTION	SHADE OPTIONS	LAMP OPTIONS	METAL FINISH	OPTIONS
Pendant Fixtures	LINDAQ Aqua	(Blank) 60W A19 120V	BR Bronze	L 15' cord
1JC Dome Canopy	LINDCN Cinnamon	E1 18W Quad 120V	SN Satin Nickel	LW Low wattage labeling
1JT Flat Canopy	LINDCY Cyan	N1 18W Quad 277V		
	LINDGD Gold	GU24 18W GU24 120V		
	LINDWH White	LED 9W LED 120V, dimmable		

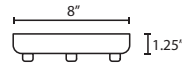
Multi light  
J For Multi light Canopy

Multi light available  
See options to right

**Ex. 1JT-LINDAQ-SN**  
Lindy Pendant, Aqua,  
Satin Nickel Finish

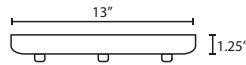
MULTIPOINT CANOPY OPTIONS:

T33X 3 LIGHT ROUND CANOPY



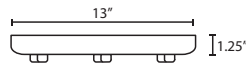
- Suitable for sloped ceilings
- Bronze or Satin Nickel
- 10" Dia. shades MAX, with staggered heights

T33XL 3 LIGHT LARGE ROUND CANOPY



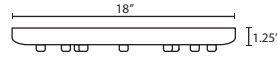
- Suitable for sloped ceilings
- Bronze or Satin Nickel
- 16" Dia. shades MAX, with staggered heights

T36X 6 LIGHT ROUND CANOPY



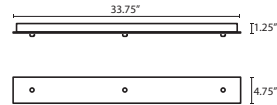
- Suitable for sloped ceilings
- Bronze or Satin Nickel
- 10" Dia. shades MAX, with staggered heights

T39X 9 LIGHT ROUND CANOPY



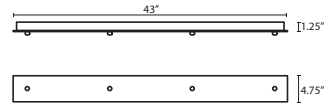
- Suitable for sloped ceilings
- Bronze or Satin Nickel
- 10" Dia. shades MAX, with staggered heights

T33V 3 LIGHT BAR CANOPY



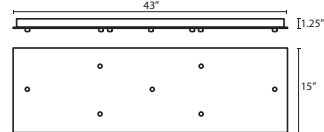
- Suitable for sloped ceilings
- Bronze or Satin Nickel
- 20" Dia. shades MAX, with staggered heights

T34V 4 LIGHT BAR CANOPY



- Suitable for sloped ceilings
- Bronze or Satin Nickel
- 20" Dia. shades MAX, with staggered heights

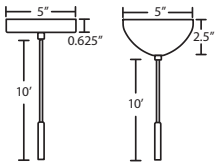
T37V 7 LIGHT BAR CANOPY



- Suitable for sloped ceilings
- Bronze or Satin Nickel
- 14" Dia. shades MAX, with staggered heights

PENDANT OPTIONS:

1JT / 1JC / J MONOPOINT PENDANT CANOPY



- Flat (1JT) or Dome (1JC) Canopy styles. Dome style allows adjustment without cutting cord.
- "J" option is pendant less canopy for multipoint canopy (options to the right)
- Suitable for sloped ceilings
- Cord: 10' SVT, 5" sleeve at socketholder (V Series utilizes SJT-type)
- Bronze or Satin Nickel

ACCESSORIES:

ADDITIONAL STEM SECTIONS:

Additional connecting stems are available to increase overall length, up to 10' max. Telescoping adjustable section allows up to 3" movement.

- T20A-SN or T20A-BR Adj. Section
- T203-SN or T203-BR 3" Section
- T206-SN or T206-BR 6" Section
- T212-SN or T212-BR 12" Section
- T218-SN or T218-BR 18" Section

LONGER CORD LENGTHS:

Longer cord length of 15' available. Add an "L" to the end of the item number, i.e. 1JC-169707-SNL.

LOW WATTAGE LABELING:

Incandescent fixture supplied with 16 watt relamp label. Add an "LW" to the end of the item number, i.e. 1JC-169707-SN-LW.

CORD SLEEVES:

If concealing the cord is desired, order our 0.25" dia. metal sleeves. Each sleeve is 18" long and may be field cut.

- T118-SN Satin Nickel
- T118-BR Bronze

STEMHOOKS:

Suspension hooks allow cord drops to be placed wherever desired. Suitable for sloped ceilings.

- T103BR Bronze
- T103SN Satin Nickel

HOW TO ORDER A MULTILIGHT FIXTURE

Order your canopy with the selected 120V multi light pendants (indicated by "B" or "J" prefix) for the complete fixture:

**Example: 1x T33X-SN (3 Light Round Canopy)**

**1x J-LINDAQ-SN (Lindy Pendant in Aqua)**

**1x J-LINDWH-SN (Lindy Pendant in White)**

**1x J-LINDCY-SN (Lindy Pendant in Cyan)**